
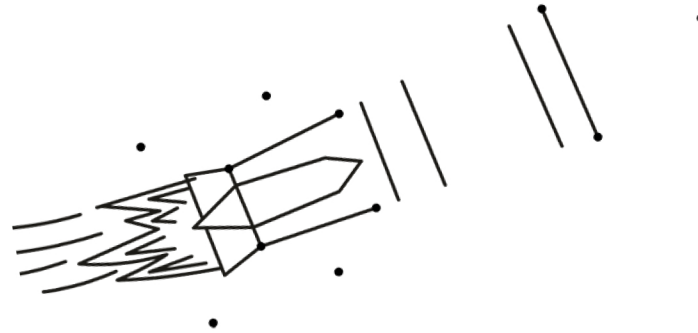


# 1. Lines and Shapes



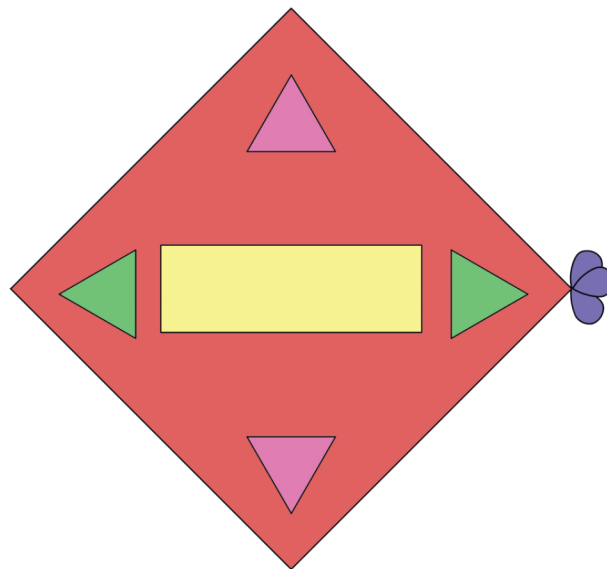
## Practice Time

1. Join the dots with straight lines using a ruler. Identify the object and write its name.



\_\_\_\_\_

2. Look at this image of a cushion. Follow the given instructions.



- a. What is the shape of the cushion? \_\_\_\_\_
- b. Draw 3 beads at each corner of the cushion. One has been done for you.
- c. Draw a small square at the corners of all the triangles.
- d. Draw a small circle at the corners of the rectangle.